





FLAMBEAU LIGHTING ASSEMBLY INSTRUCTION

ITEM # TA1126&TA1126M
BIENVILLE

Pre Assembly:

- * Please read all instructions before beginning assembly.
- * Remove all parts from packaging and compare with the parts listed.
- * Do not discard any contents until assembly is complete .

	A	B	C	D	E
Parts Enclosed:					
	FINIAL: 1 PCS	SHADE: 1 PCS	HARP: 1 PCS	LAMPBODY: 1 PCS	

